



# School Shares

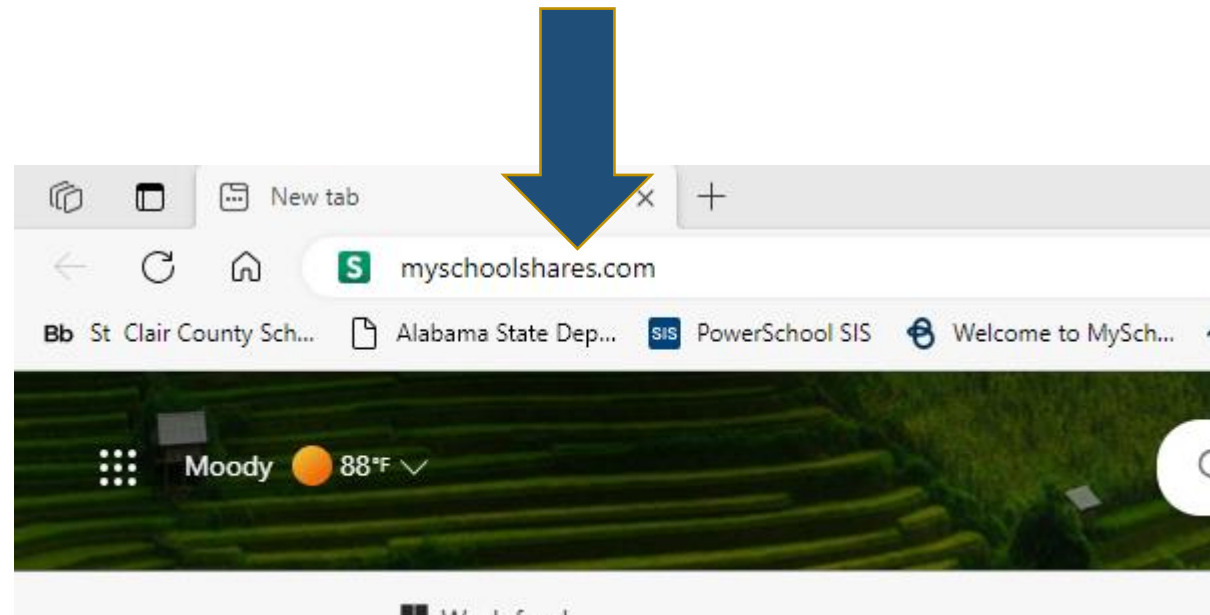
New Online Payment System

Step by Step Directions

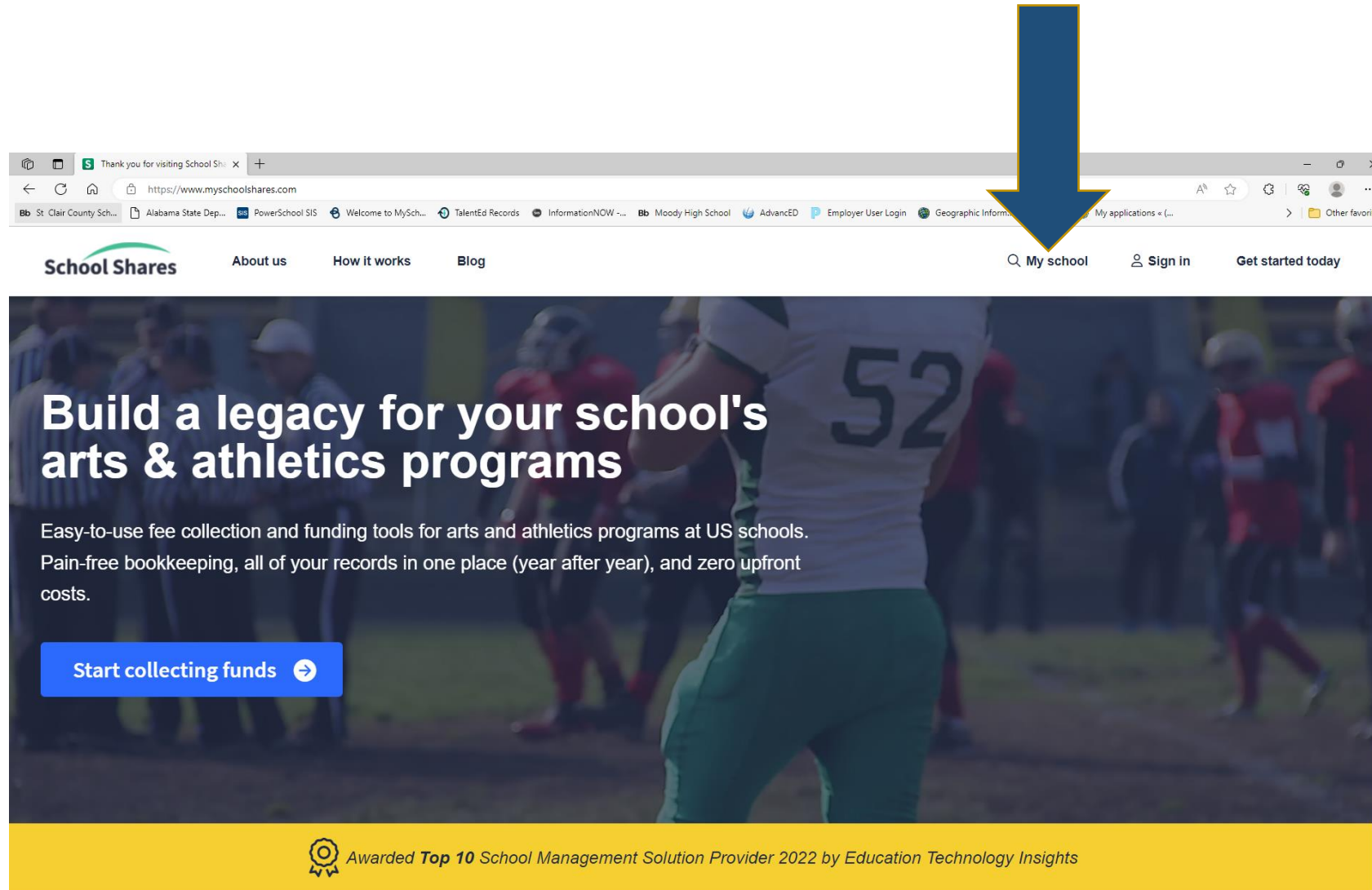
Beginning 2023-2024

# Enter <https://www.myschoolshares.com>

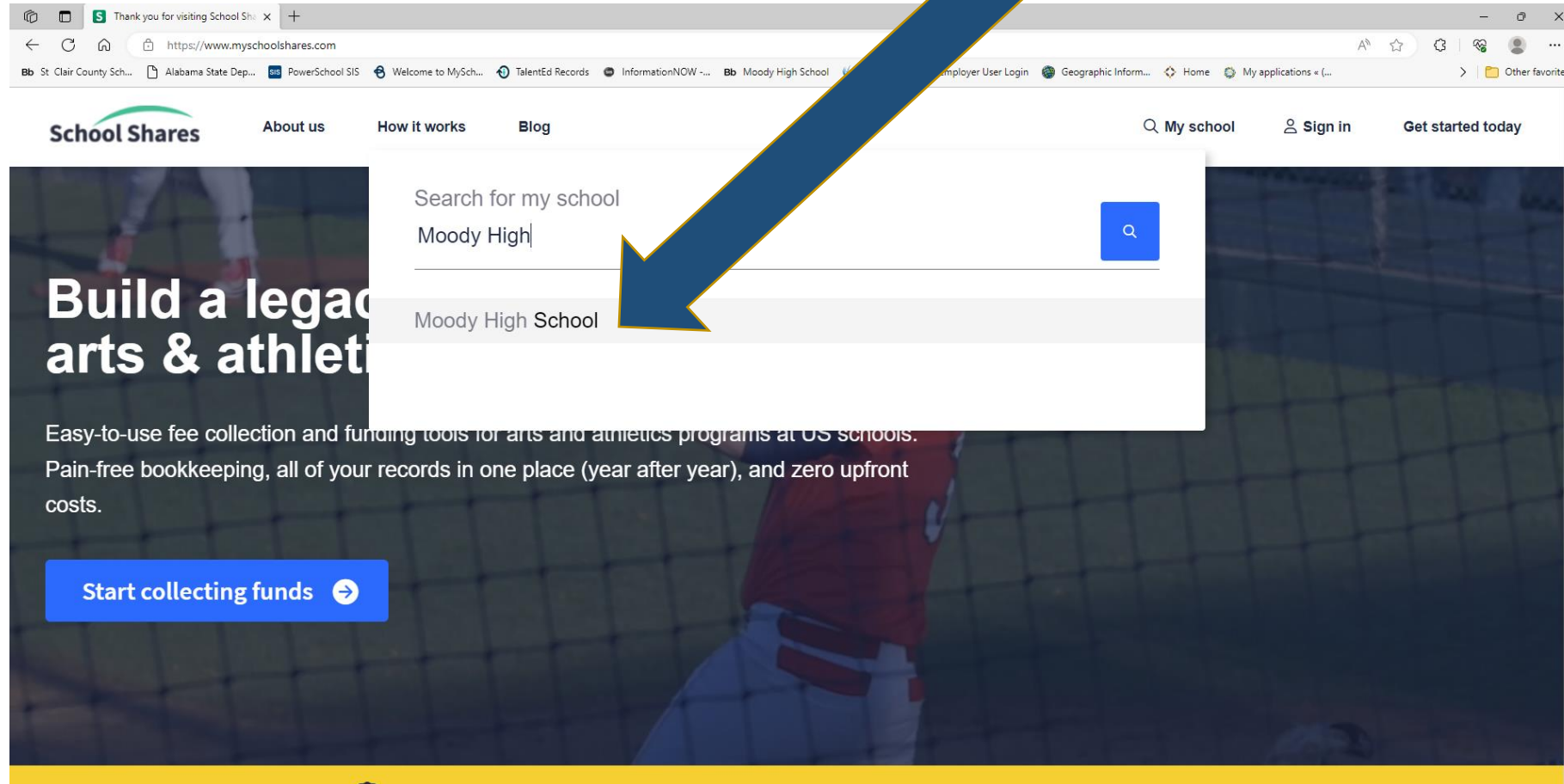
- Enter <https://www.myschoolshares.com> into any internet web browser.
- This will also work on your cell phone with Safari.



# Click “My School” on the website.

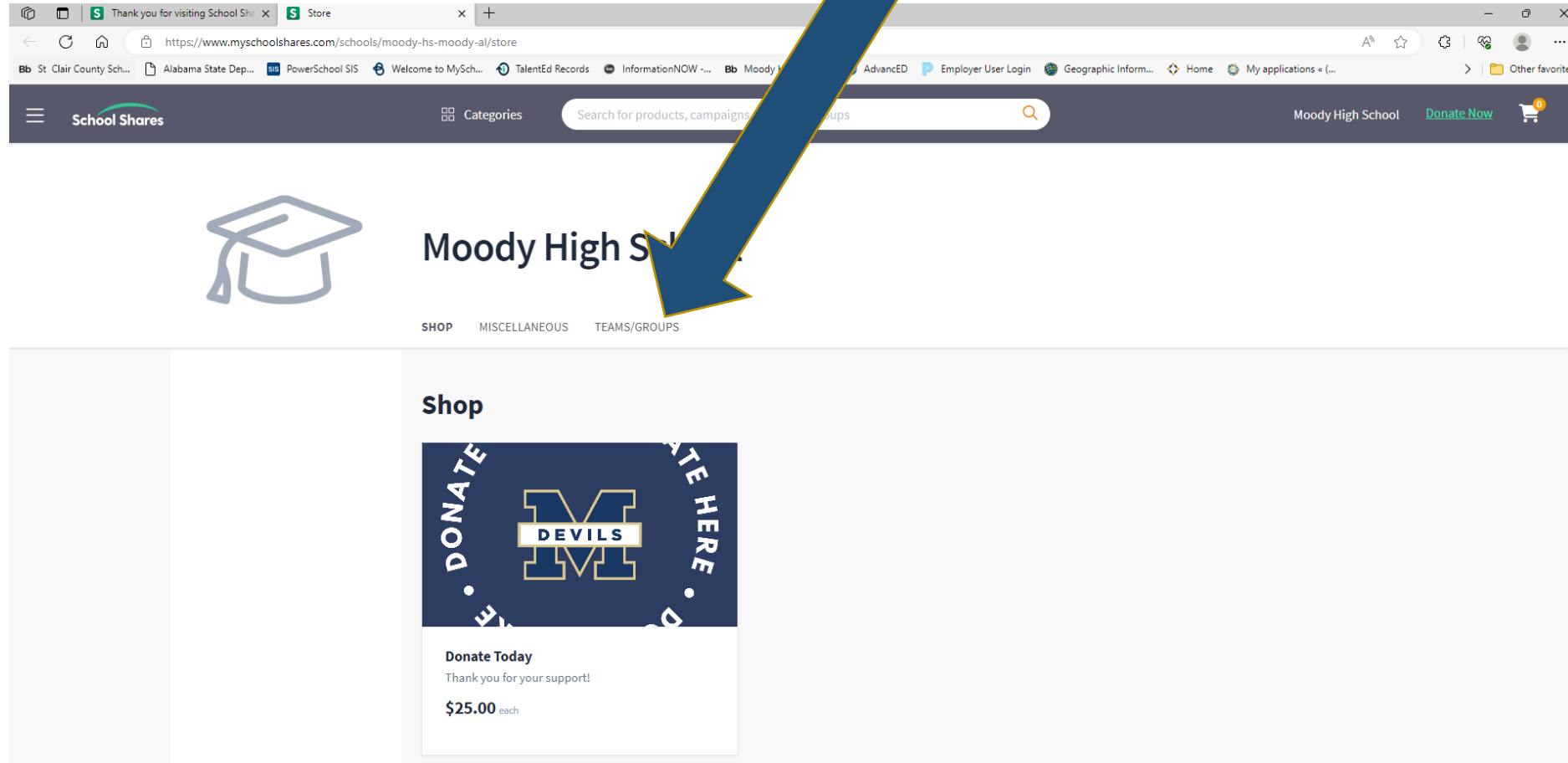


Type in “Moody High School”  
Click “Moody High School”

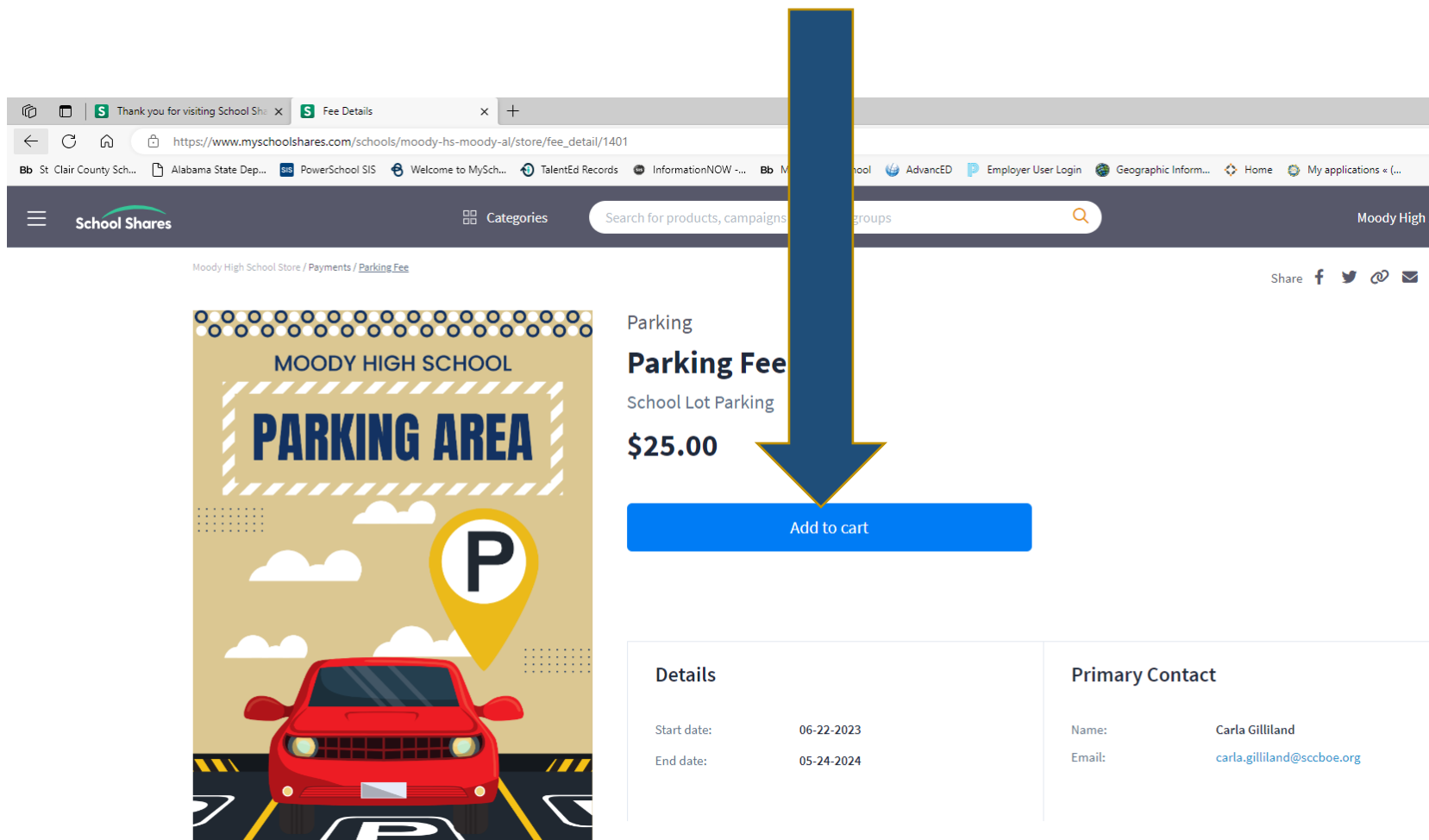


Click “TEAMS/GROUPS”

Click “Donation”, “Locker”, or “Parking” from drop down menu



# In “Parking”, click “Add to cart”



The screenshot shows a web browser window with the URL [https://www.myschoolshares.com/schools/moody-hs-moody-al/store/fee\\_detail/1401](https://www.myschoolshares.com/schools/moody-hs-moody-al/store/fee_detail/1401). The page is titled "Moody High School Store / Payments / Parking Fee". The main content area features a graphic of a red car in a parking lot with a "P" sign, and the text "MOODY HIGH SCHOOL PARKING AREA". To the right of the graphic, the product details are listed: "Parking", "Parking Fee", "School Lot Parking", and "\$25.00". Below this information is a blue "Add to cart" button. A large blue arrow points from the "Add to cart" button to the text "In “Parking”, click “Add to cart”".

Moody High School Store / Payments / [Parking Fee](#)

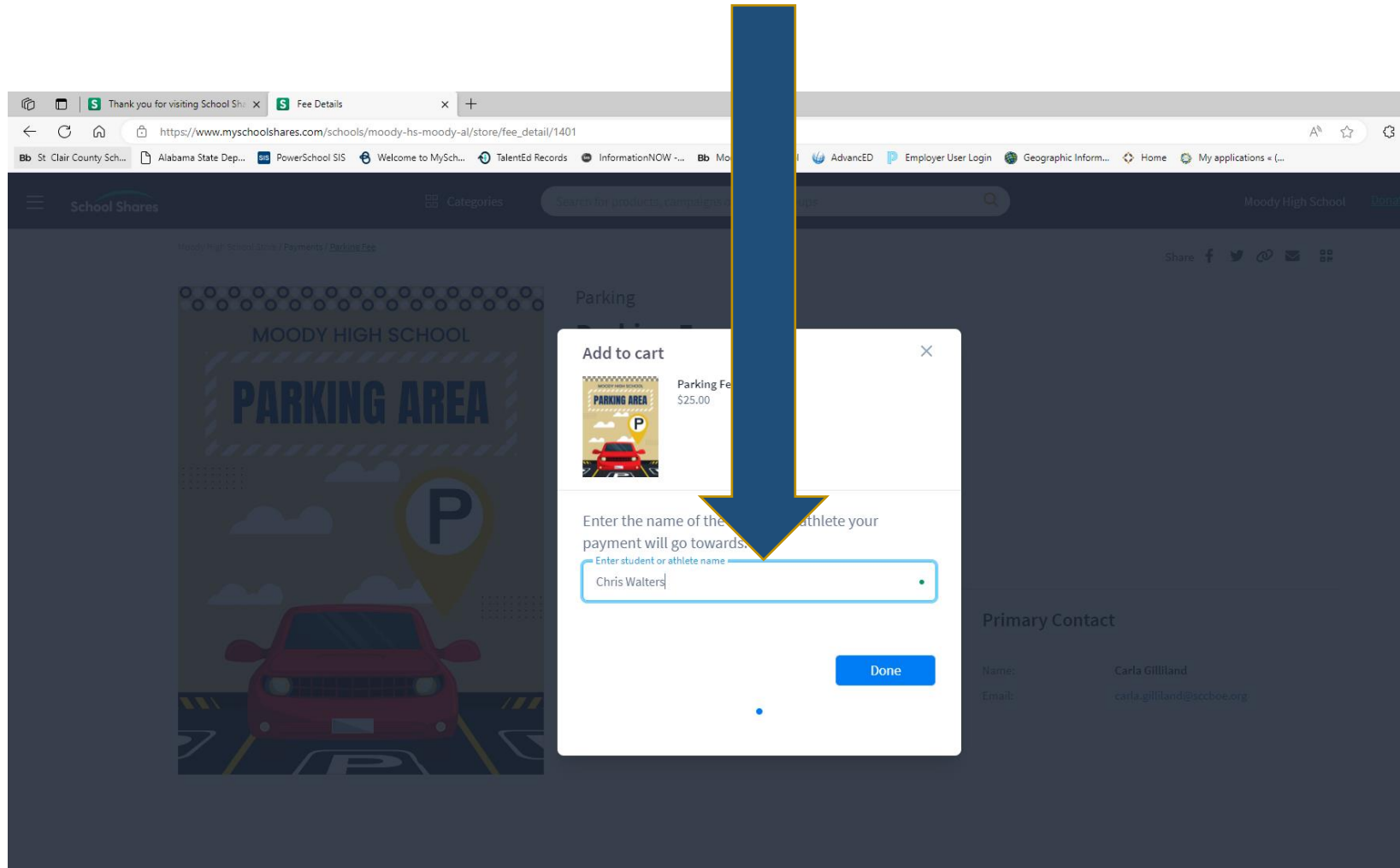
Share [f](#) [t](#) [e](#) [m](#)

**Parking**  
**Parking Fee**  
School Lot Parking  
**\$25.00**

[Add to cart](#)

Details		Primary Contact	
Start date:	06-22-2023	Name:	Carla Gilliland
End date:	05-24-2024	Email:	<a href="mailto:carla.gilliland@sccboe.org">carla.gilliland@sccboe.org</a>

# Enter name of student.



The screenshot shows a web browser window with the URL [https://www.myschoolshares.com/schools/moody-hs-moody-al/store/fee\\_detail/1401](https://www.myschoolshares.com/schools/moody-hs-moody-al/store/fee_detail/1401). The page displays a "Parking" fee for "MOODY HIGH SCHOOL" with a price of \$25.00. A modal titled "Add to cart" is open, prompting the user to "Enter the name of the student or athlete your payment will go towards." The input field contains the text "Chris Walters". A large blue arrow points down to the input field. The background of the page shows a parking lot with a red car and a "P" sign.

MOODY HIGH SCHOOL  
**PARKING AREA**

Parking Fee  
\$25.00

Add to cart

Enter the name of the student or athlete your payment will go towards.

Enter student or athlete name

Chris Walters

Done

Primary Contact

Name: Carla Gilliland  
Email: carla.gilliland@scsboe.org



# Click “Continue Shopping” if more items are needed.

Browser tabs: Thank you for visiting School Shares | Cart

Address bar: <https://www.myschoolshares.com/schools/moody-hs-moody-al/cart>

Navigation bar: School Shares | Categories | Search for products, campaigns or student groups | Moody High School | [Donate Now](#)

**Your cart : 1 item**

Item	Qty	Price	Actions
 <b>Parking Fee</b>	1	<b>\$25.00</b> \$25.00 ea	Chris Walters  <a href="#">Remove</a>   <a href="#">Add comments</a>

**Order summary**

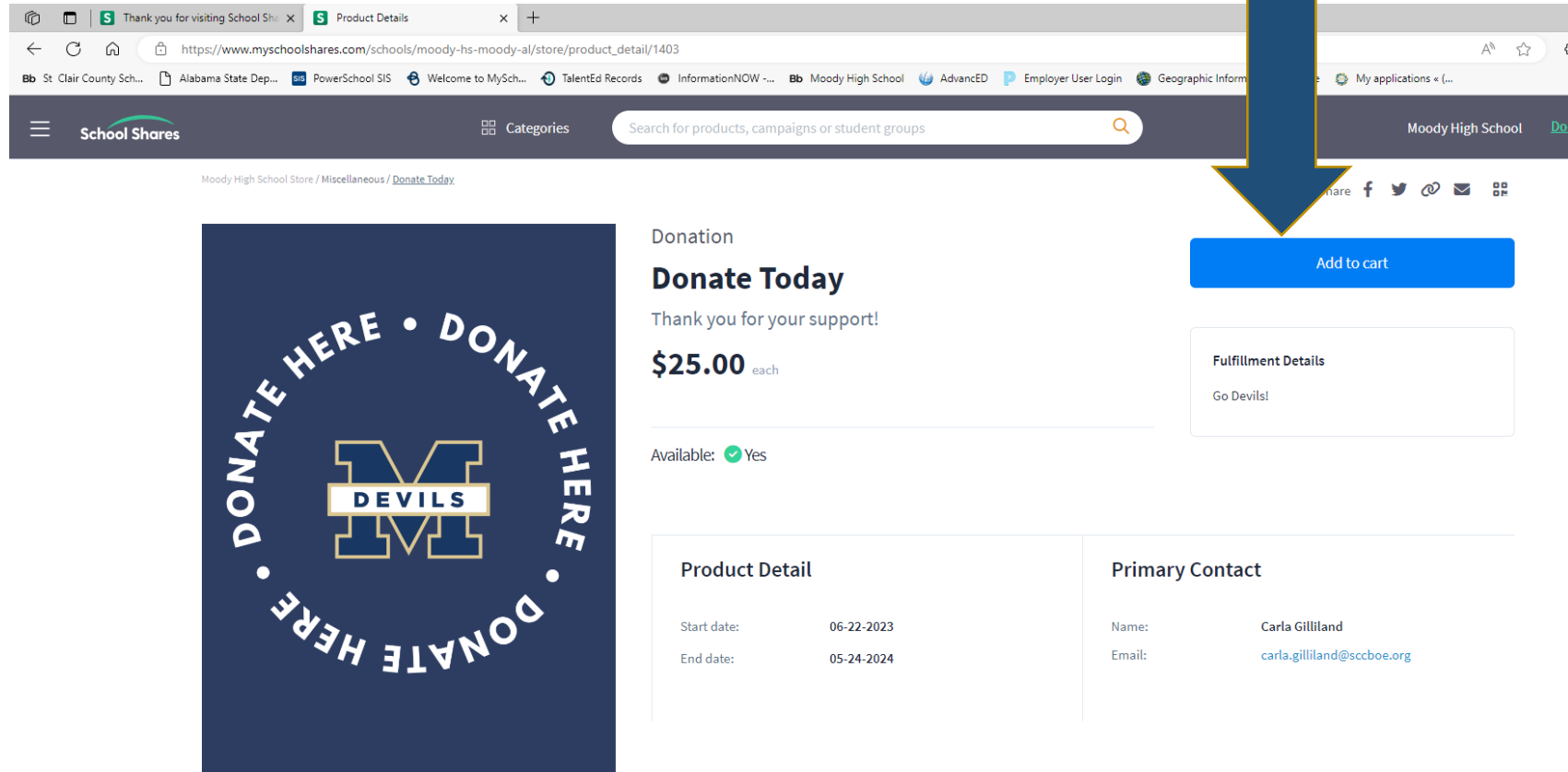
Subtotal (1 item)	\$25.00
Taxes	\$0.00
<b>Total</b>	<b>\$25.00</b>

[Continue Shopping](#)

[Check out](#)



# Add additional items as needed.



The screenshot shows a web browser window with the URL [https://www.myschoolshares.com/schools/moody-hs-moody-al/store/product\\_detail/1403](https://www.myschoolshares.com/schools/moody-hs-moody-al/store/product_detail/1403). The page is titled "Donation" and features a large image of a dark blue t-shirt with a circular logo that says "DONATE HERE • DONATE HERE • DONATE HERE" around a central "M DEVILS" emblem. To the right of the image, the text reads "Donation", "Donate Today", "Thank you for your support!", and "\$25.00 each". Below this, it says "Available: ☒ Yes". To the right of the product image, there is a blue "Add to cart" button. Below the button, a "Fulfillment Details" box contains the text "Go Devils!". At the bottom of the page, there are two sections: "Product Detail" and "Primary Contact".

**Product Detail**

Start date:	06-22-2023
End date:	05-24-2024

**Primary Contact**

Name:	Carla Gilliland
Email:	<a href="mailto:carla.gilliland@sccboe.org">carla.gilliland@sccboe.org</a>

# When finished, click “Check out”

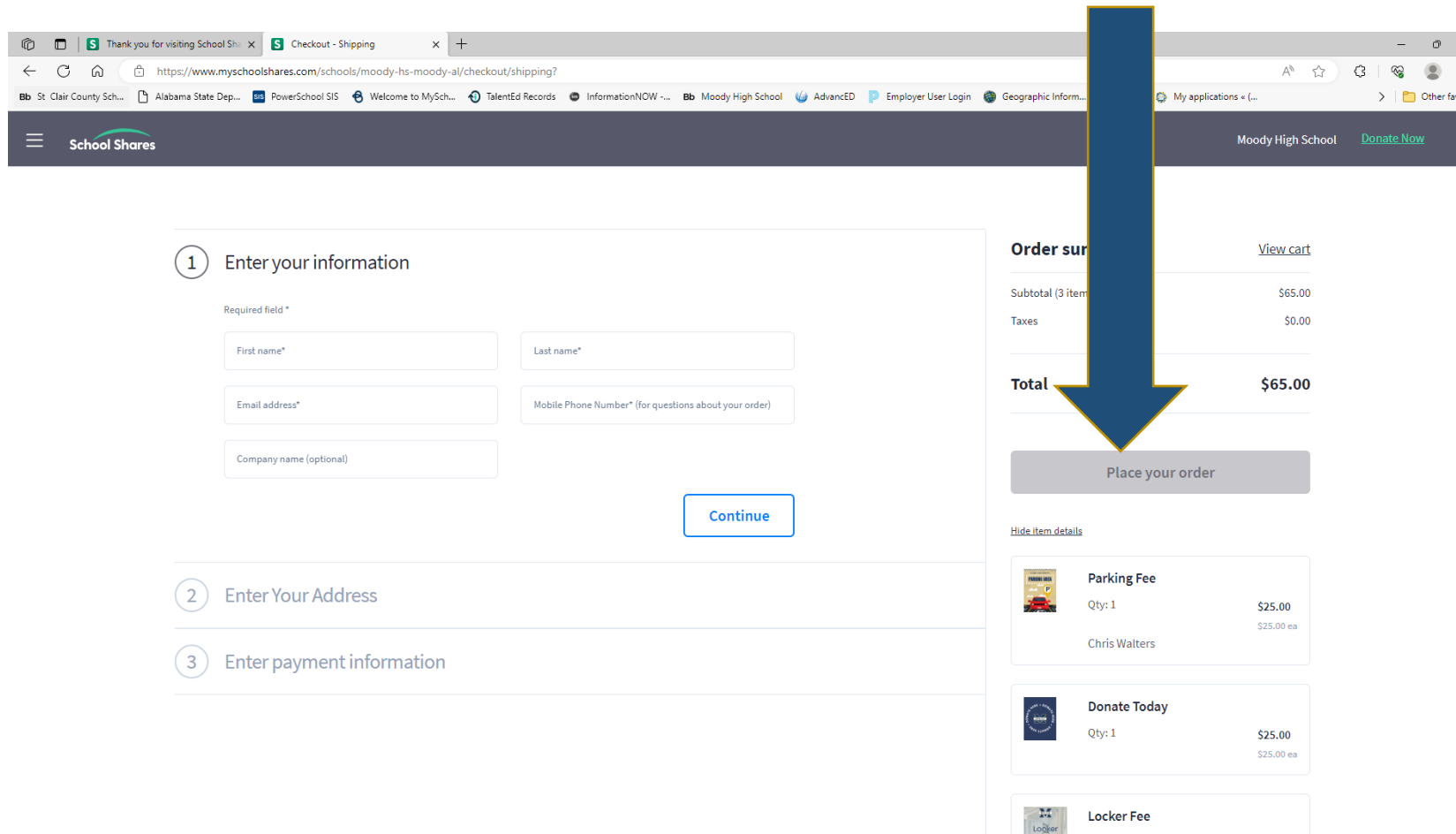
The screenshot shows a web browser window with the URL <https://www.myschoolshares.com/schools/moody-hs-moody-al/cart>. The page header includes the School Shares logo, a search bar, and navigation links for Moody High School and a Donate Now button. The main content area displays 'Your cart : 3 items' and lists the following items:

Item Image	Item Name	Qty	Price
	Parking Fee	1	\$25.00
	Donate Today	1	\$25.00
	Locker Fee	1	\$15.00

Below the items, there is an 'Order summary' section on the right side of the cart. It shows the Subtotal (\$65.00), Taxes (\$0.00), and Total (\$65.00). At the bottom of the cart, there are two buttons: 'Continue Shopping' and 'Check out'. A large blue arrow points down from the top of the cart area to the 'Check out' button.

# Enter information and payment information

## Click “Place Your Order” when complete



The screenshot shows a web browser window with the URL <https://www.myschoolshares.com/schools/moody-hs-moody-al/checkout/shipping?>. The page is titled "Checkout - Shipping" and features the "School Shares" logo. A large blue arrow points from the top right towards the "Place your order" button.

**1 Enter your information**

Required field \*

First name\* Last name\*

Email address\* Mobile Phone Number\* (for questions about your order)

Company name (optional)

[Continue](#)

**2 Enter Your Address**




**3 Enter payment information**

**Order summary** [View cart](#)

Subtotal (3 items)	\$65.00
Taxes	\$0.00
<b>Total</b>	<b>\$65.00</b>

[Place your order](#)

[Hide item details](#)

	<b>Parking Fee</b>	Qty: 1	\$25.00
			\$25.00 ea
	Chris Walters		
	<b>Donate Today</b>	Qty: 1	\$25.00
			\$25.00 ea
	<b>Locker Fee</b>		